



# SHAH INTERNATIONAL SCHOOL

Kanshi Ram Shah Marg, Ambica Vihar, Paschim Vihar,  
New Delhi- 110087.

## Holiday Homework



### CLASS- NURSERY Session- 2026-2027

Name: \_\_\_\_\_

Class: \_\_\_\_\_

Section: \_\_\_\_\_

Roll No.: \_\_\_\_\_

# Summer Vacation!



**Summer is messy,  
Summer is fun,  
Trips to the beach,  
In the hot, hot Sun,  
Let's give summer,  
A big fat cheer!  
Summer is the best time of the year.**

Dear Little learner,

Summer holidays are a time to relax, play and learn new things in a fun way. This holiday homework is designed to help you enjoy learning through simple and creative activities.

Here are some activities given to help your child become independent and confident.

### **INDEPENDENT ME**

- Buttoning and Unbuttoning
- Hanging school bags
- Filling the water bottles
- Keeping room clean and well organized
- Opening and closing Tiffin box

### **PHYSICAL DEVELOPMENT**

Let's move, jump and play,  
Keep your body active every day.  
Clap your hands and touch your toes,  
Watch how fast your body grows!

Physical development is very important for growing children as it helps them to stay healthy, active and strong while learning new skills through play.

Encourage your child to do these activities.

### **GROSS MOTOR DEVELOPMENT**

- Jumping and Hopping
- Running and Walking
- Simple yoga exercises

## FINE MOTOR DEVELOPMENT

It helps children to use their hands for writing, drawing and doing daily activities independently.

- SPONGE PAINTING

Make different colorful shapes with sponge



- VEGETABLE AND FRUIT PRINTING

Take different vegetables like onion, lady finger, potato, apple and design a table mat.



- CLAY MODELLING

Make different things like grapes, ball, smiley, flowers etc



- DRESSING UP

Encourage the child to dress up himself/ herself.



- THREADING AND BEADING ACTIVITY

Let's make beautiful bracelet/ necklace for your mom.



## LANGAUAGE DEVELOPMENT

It helps children communicate, learn and express their thoughts and feelings confidently.

- Mirror Activity-Make the child stand in front of the mirror and speak lines on myself.
- Pretend Phone Talk
- Rhymes and phonic drill
- Picture reading- Show a picture to a child and ask to describe the picture.
- Story Time- Narrate a moral story to the child and encourage them to answer questions related to it.

## COGNITIVE DEVELOPMENT

It helps in better thinking and understanding skills thereby developing curiosity.

- Sorting of objects on basis of shape, colour and size.
- Matching the objects.
- Memory Game.

## SOCIAL DEVELOPMENT

It helps children learn to share, care and interact happily with others.

- Role play
- Sharing activity
- Greeting practice
- Helping at home

## EMOTIONAL DEVELOPMENT

It helps a child to learn emotions like happy, sad or angry.

- Puppet play
- Emotion faces in mirror
- Gratitude habit- Say Thank you daily



# FOR THE PARENT

## Being a friend

- Play family games together on weekends.
- Explore nature during walks, discovering leaves, insects and trees.

## Show and Tell Activity

- Make show and tell a regular part of the schedule at home. A child will choose any one object from the surrounding and try to speak few lines related to that topic.

### Example:

- This is a Car.
- It is red in colour.
- It has four wheels.
- It is a land transport.



## Self – Introduction

Knowing about self is the most important thing at the tender age of learning! To further build confidence among children, let's start by teaching them how to introduce themselves. So, make your child learn the following:

- My name is \_\_\_\_\_.
- I am \_\_\_ years old.
- I study in Nursery Disney World/ Jungle Book.
- I study in Shah International School.
- The name of my class teacher is \_\_\_\_\_.
- The name of our principal is Ms. Sajilekha Pillai ma'am.



## *Encourage your child to converse in English*

Let's enjoy following links to make our happy summer break happier.

- NUMBER SONG 1-10.

<https://www.youtube.com/watch?v=DR-cfDsHCGA&pp=ygUQbnVtYmVyIHNVbmcgMS0xMA%3D%3D>

- JOLLY PHONICS

<https://youtu.be/wDmDWi-JaAc?feature=shared>


All the 4 activities should be done in a scrap file. Bring all 14 worksheets in a folder and submit the folder after the vacations.



# ACTIVITIES

## 1. Shape Activity:

- Let's build shapes using toothpicks.



- Paste the matchsticks onto an A-4 size sheet and fill them with colors.

## 2. Making of your favourite animal mask:



### 3. World Environment Day (5<sup>th</sup> June 2026)

It reminds us to care for our planet. Let us protect, nature, save resources and make our earth a better place to live.

- **Bottle Cap Fish art. (using waste material)**



- **Wall hanging from egg carton. (using waste material)**



- **Watering the plant daily.**




- **Plant a sapling.**



#### 4. Father's Day- 21<sup>st</sup>June 2026 (My Special Day with Dad):

My Dad is so special, he is strong and smart.  
That is why I love him so with all my little heart!

- Child will do any activity like going to
- the park, playing a game. (**Activity mandatory for all the students.**)



- Kindly Note: Share the Candid shots of your ward on June 21, 2026 between 11:00am to 12:00pm with the class teacher.



#### 5. International Yoga Day (21<sup>st</sup>June 2026):

Yoga helps us stay healthy, happy and strong and makes our body flexible and mind calm. Come let's do Yoga and feel fresh and active.

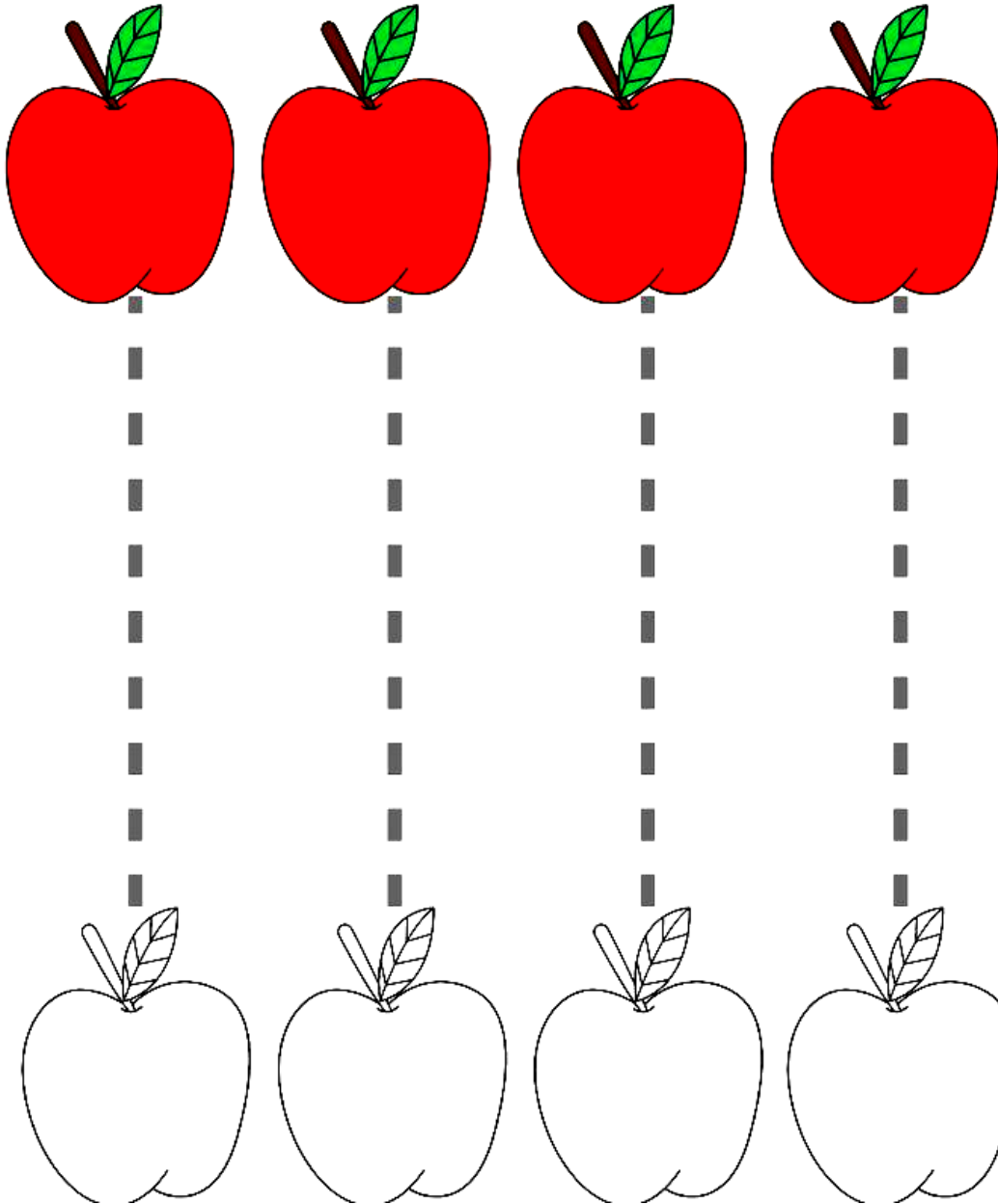
- Yoga Freeze Dance – Dance on the song Baby shark and freeze in different poses when Music stops (star pose, mountain pose)
- Crafting Yoga Mats – Use not toxic paints to decorate mini mats. Add animal stickers for pose inspiration (Eg- paint sun for Surya Namaskar, butterfly for butterfly pose)
- Yoga Relay Race - Crawl like a Tiger, Roll like a log, end in Child's pose.
- Yoga With Family.
- Click photographs while doing the asanas and send them in class group on the same day.



Name: \_\_\_\_\_

Date: \_\_\_\_\_

- Trace the standing lines and colour the apples.



Name: \_\_\_\_\_

Date: \_\_\_\_\_

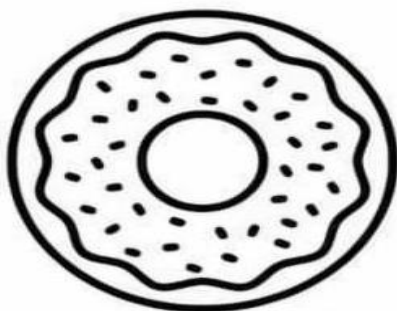




- Trace the sleeping lines.



Name: \_\_\_\_\_

Date: \_\_\_\_\_


- Colour the circle shapes objects.



Name: \_\_\_\_\_

Date: \_\_\_\_\_

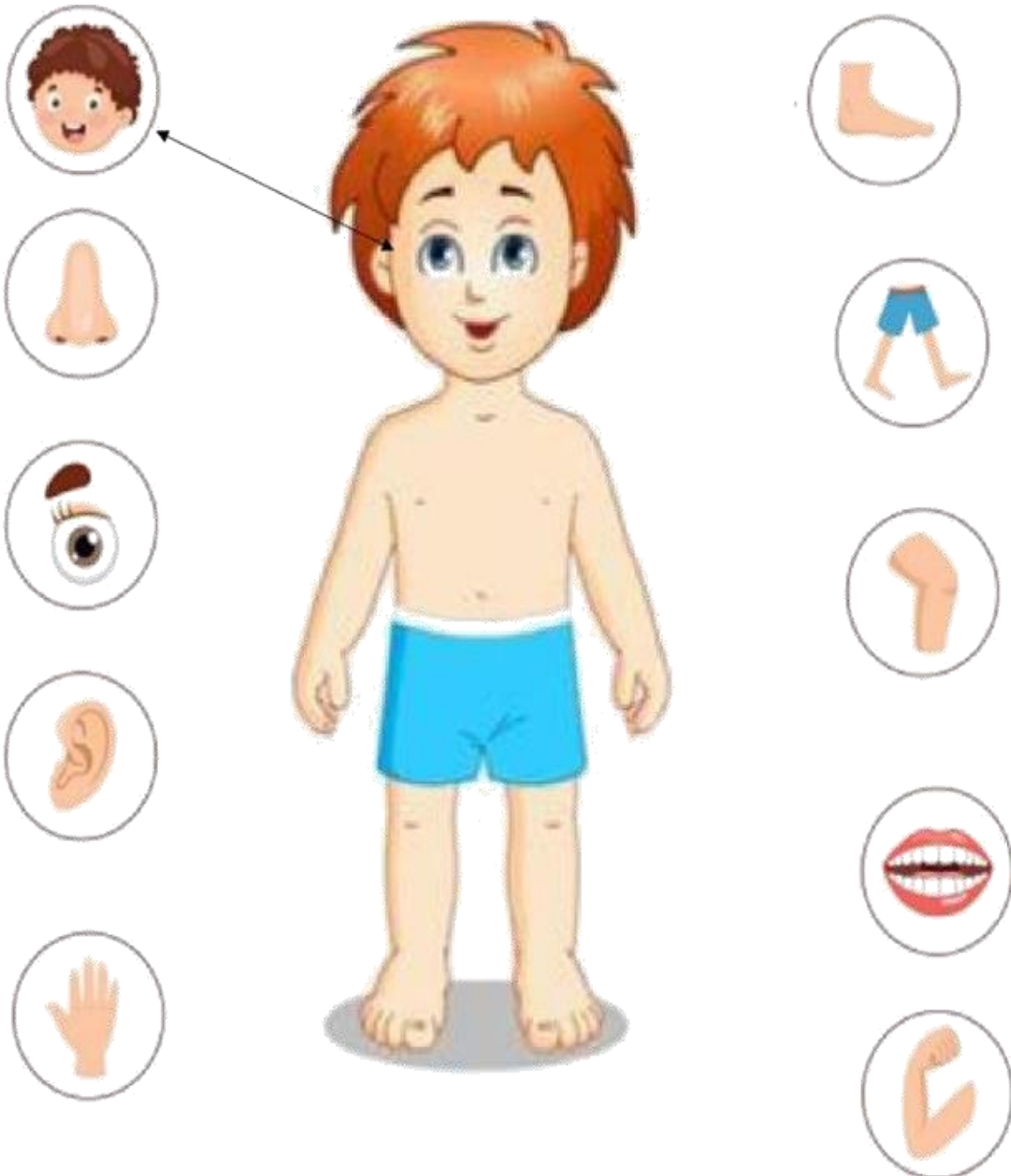
- Are you a Boy or Girl? Colour the one you are.



Name: \_\_\_\_\_

Date: \_\_\_\_\_

- Match with the same body parts.



SHAH INTERNATIONAL SCHOOL

CLASS- NURSERY

SUBJECT - EVS

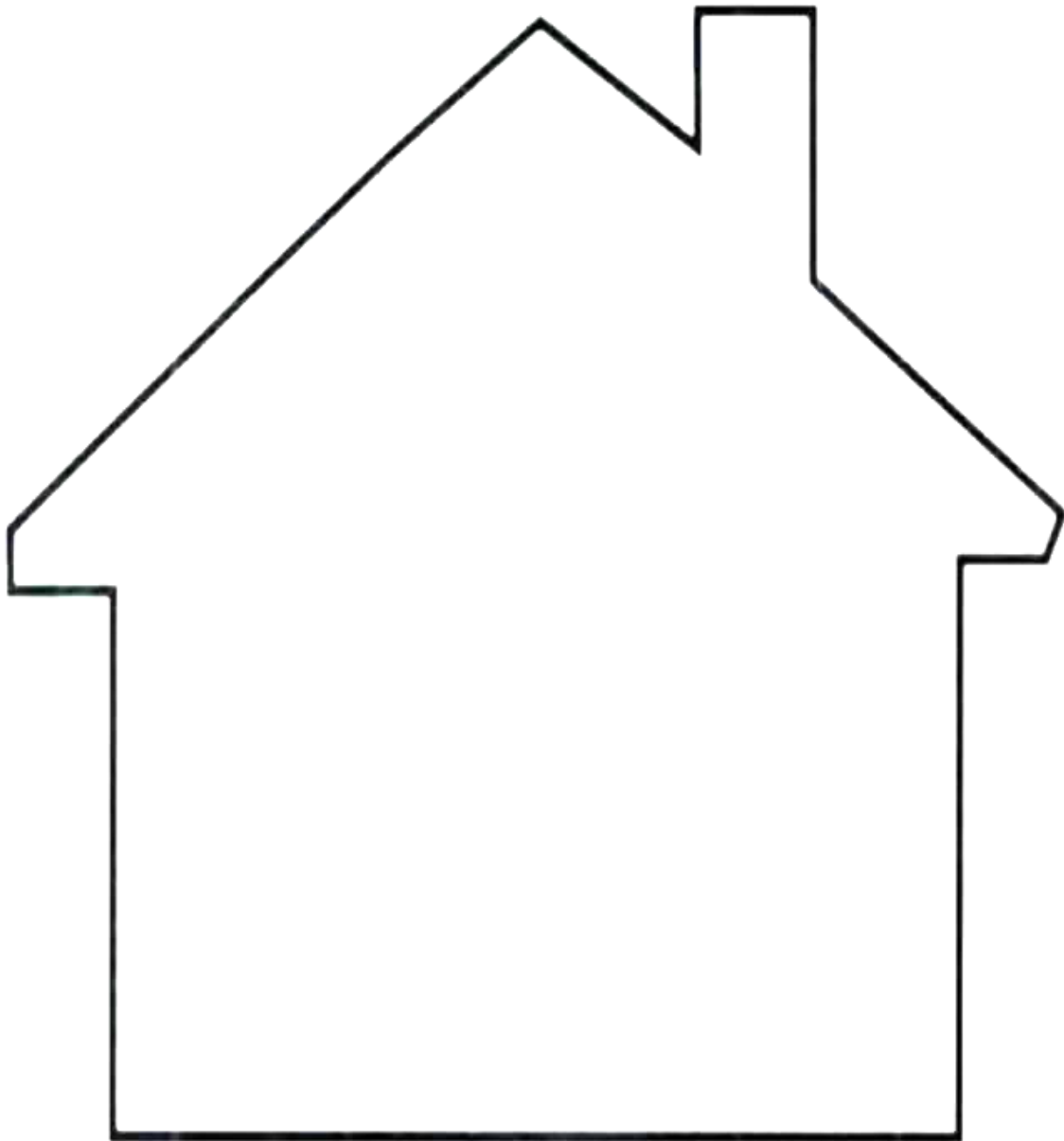
SESSION- 2026-2027

Name: \_\_\_\_\_

Date: \_\_\_\_\_

**MY BEAUTIFUL HOUSE AND MY LOVELY FAMILY**








Decorate the house and paste the pictures of your family members:-



Name: \_\_\_\_\_

Date: \_\_\_\_\_

- Colour the objects that are red.



SHAH INTERNATIONAL SCHOOL

CLASS- NURSERY


COLOURING WORKSEET

SESSION- 2026-2027

Name: \_\_\_\_\_

Date: \_\_\_\_\_

- Colour the Strawberry.



SHAH INTERNATIONAL SCHOOL

CLASS- NURSERY

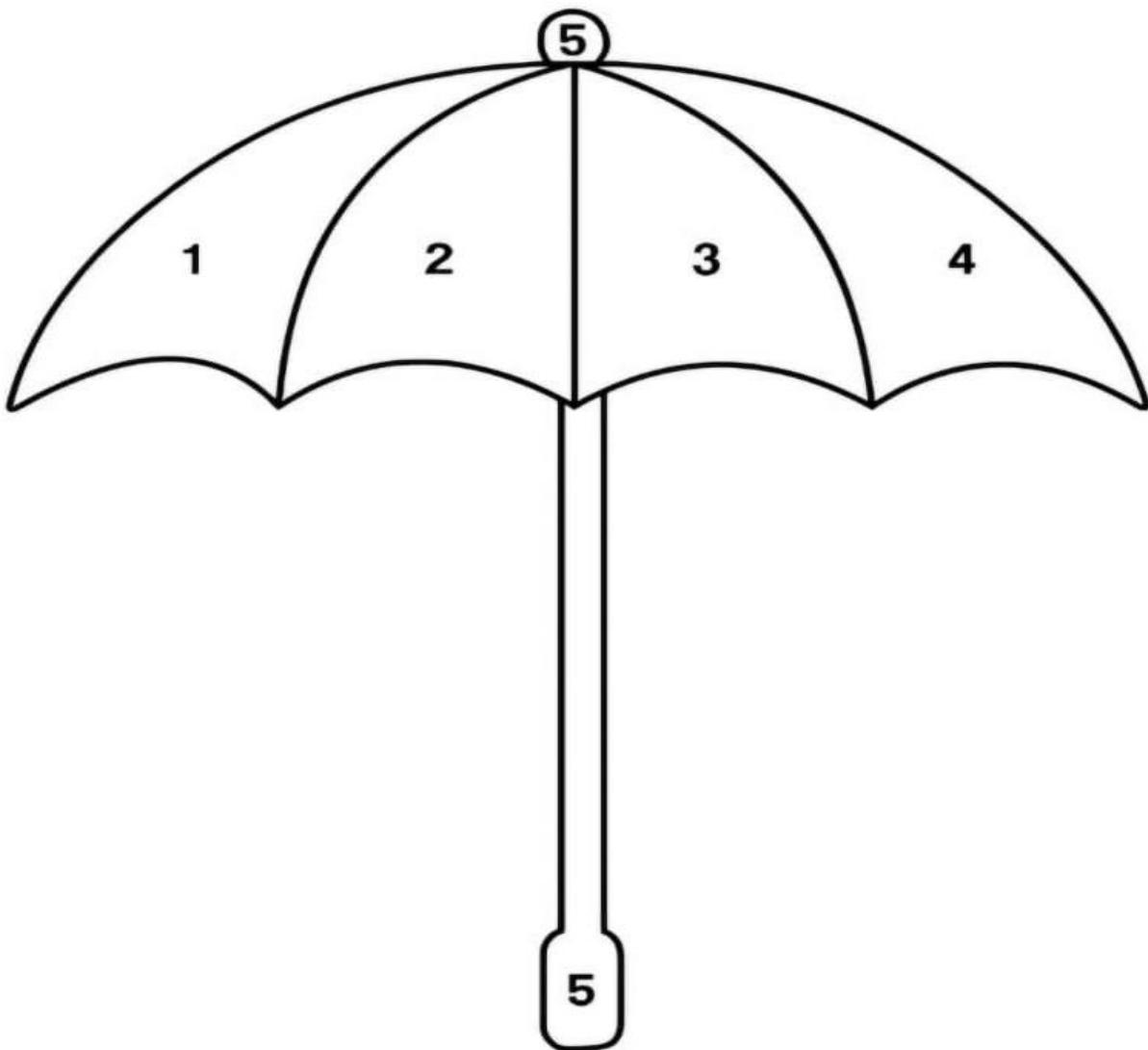
COLOURING WORKSEET

SESSION- 2026-2027

Name: \_\_\_\_\_

Date: \_\_\_\_\_

- Use the colour key to colour the Umbrella.



**2**



**3**



**4**



SHAH INTERNATIONAL SCHOOL

CLASS- NURSERY

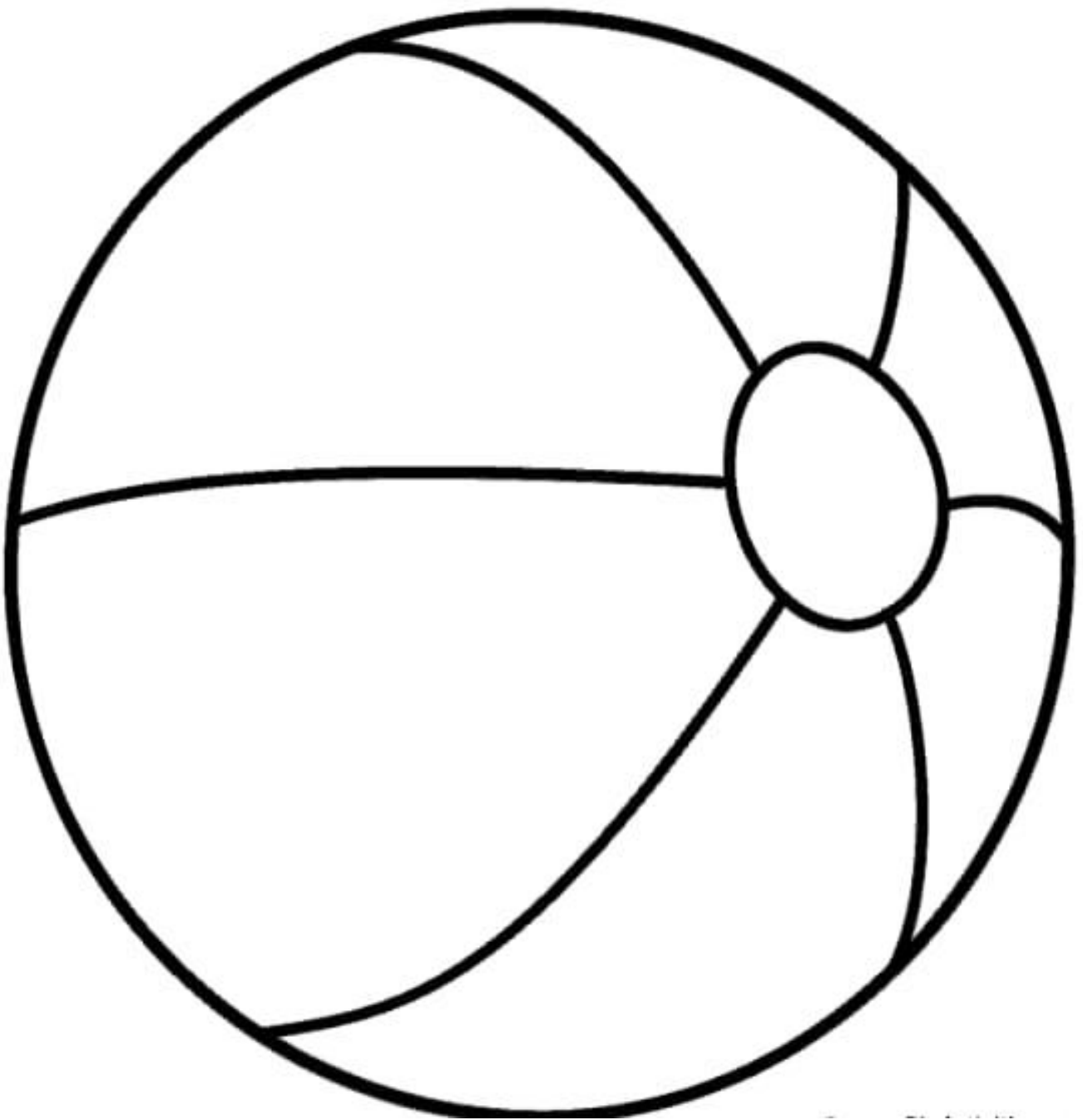
COLOURING WORKSEET

SESSION- 2026-2027

Name: \_\_\_\_\_

Date: \_\_\_\_\_

- Colour the ball using your favourite colours.



SHAH INTERNATIONAL SCHOOL

CLASS- NURSERY

COLOURING WORKSEET

SESSION- 2026-2027

Name: \_\_\_\_\_

Date: \_\_\_\_\_

- Colour the car red.



SHAH INTERNATIONAL SCHOOL

CLASS- NURSERY

COLOURING WORKSEET


SESSION- 2026-2027

Name: \_\_\_\_\_

Date: \_\_\_\_\_

### Paper Tearing Activity

- Let's get creative! Tear and paste bits of coloured paper and decorate the mango.




Name: \_\_\_\_\_

Date: \_\_\_\_\_

**STICKING/PASTING ACTIVITING (Bindis)**

- Stick bindis of different colours on the picture and also colour it to make it more beautiful.



SHAH INTERNATIONAL SCHOOL

CLASS- NURSERY


COLOURING WORKSEET

SESSION- 2026-2027

Name: \_\_\_\_\_

Date: \_\_\_\_\_

- Colour the picture and decorate it beautifully using colourful stones.



**PASTE THE SHEET ON A THICK CARDBOARD AND MAKE IT A WALL HANGING AND BRING IT TO SCHOOL.**



ENJOY  
Summer

VACATION TIME